

德國鈷領 BT 系列夾持刀桿 夾頭

一、ER筒夾式刀桿



BT50 on request

編號	編碼	BT	搭配筒夾	價格	型式
No.4245	16,030	BT30*	ER16 1~10	5,800	標準型
No.4245	25,030	BT30*	ER25 1~16	5,800	標準型
No.4245	16,040	BT40	ER16 1~10	6,700	標準型
No.4245	25,040	BT40	ER25 1~16	6,700	標準型
No.4245	32,040	BT40	ER32 2~20	6,700	標準型
No.4245	16,140	BT40	ER16 1~10	11,900	加長型
No.4245	25,140	BT40	ER25 1~16	11,900	加長型
No.4245	32,140	BT40	ER32 2~20	11,900	加長型

**詳細刀桿尺寸及 ER筒夾夾持徑 請參考鈷領型錄

No. 4307ER 筒夾

夾持範圍	價格
ER16 1~2,5	2,300
ER16 3~10	1,900
ER25 1~2,5	2,400
ER25 3~16	2,000
ER32 2~2,5	2,700
ER32 3~20	2,300

二、HPC強力重銑削專用刀桿 與筒夾式刀桿比較 銑刀壽命至少提升20%以上



CAT、CAPTO、KM System are available

編號	編碼	BT	夾持範圍	價格	型式
No.4244	20,030	BT30	3~20	33,600	標準型
No.4244	20,040	BT40	3~20	33,100	標準型
No.4244	20,050	BT50	3~20	40,700	標準型
No.4244	120,040	BT40	3~20	41,200	加長型
No.4244	120,050	BT50	3~20	48,800	加長型
No.4244	25,040	BT40	16~32	40,600	標準型
No.4244	25,050	BT50	16~32	50,400	標準型

1.夾持尺寸範圍為 3 4 5 6 8 10 12 14 16 18 20 22 25 32mm

No. 4302 專用筒夾

夾持範圍	價格
3~20	9,700
16~32	16,900

**精密型



三、油壓夾頭



編號	編碼	BT	內孔尺寸	價格	型式
No.4221		BT30*	6~20	18,500	標準型
No.4221		BT40	6~18	18,500	標準型
No.4221	20,040	BT40	20	17,000	標準型
No.4221	20,140	BT40	20	18,500	加長型
No.4221	25,040	BT40	25	19,800	標準型
No.4221	32,040	BT40	32	19,800	標準型
No.4221	12,050	BT50	12	23,400	標準型
No.4221	20,050	BT50	20	23,400	標準型
No.4221	32,050	BT50	32	22,600	標準型

1.內孔尺寸為 6 8 10 12 14 16 18 20 25 32mm

2.靜態偏擺 $3\mu\text{m}$ 內、動態平衡校驗G 2.5 / 25,000 rpm or rev. < 1 gmm



四、HMC 3000高速加工機專用油壓夾頭 中心出水 轉速可達 3萬轉/分



編號	編碼	BT	內孔尺寸	價格
No.4620	3,030	BT30*	3	42,800
No.4620	4,030	BT30*	4	42,800
No.4620	5,030	BT30*	5	42,800
No.4620	3,040	BT40	3	42,800
No.4620	4,040	BT40	4	42,800
No.4620	5,040	BT40	5	42,800

1.靜態偏擺 $3\mu\text{m}$ 內、動態平衡校驗G 2.5 / 25,000 rpm or rev. < 1 gmm

五、燒結式刀桿



編號	BT	內孔尺寸	價格	型式
No.4739	BT30*	3、4、5	7,100	標準型
No.4739	BT30*	6~20	6,200	標準型
No.4739	BT40	3 4 5	7,700	標準型
No.4739	BT40	6~32	6,700	標準型
No.4739	BT40	6~32	8,100	加長型
No.4739	BT50	6~32	9,200	標準型

1.內孔尺寸為 6 8 10 12 14 16 18 20 25 32mm
2.詳細刀桿尺寸說明 請參考銼領型錄

六、側固式刀桿



編號	BT	內孔尺寸	價格	型式
No.4233	BT40	6~32	5,800	標準型
No.4233	BT50*	6~32	8,500	標準型

1.內孔尺寸為 6 8 10 12 14 16 18 20 25 32mm
2.詳細刀桿尺寸與內孔尺寸說明 請參考銼領型錄

七、側固式中心出水刀桿



BT50 on request

編號	BT	內孔尺寸	價格	型式
No.4234	BT30*	6~20	4,800	標準型
No.4234	BT40	6~20	6,100	標準型
No.4234	BT40	25 32	7,100	標準型
No.4234	BT40*	16 20 25	5,800	短型
No.4234	BT40	6~20	7,100	加長型

1.內孔尺寸為 6 8 10 12 14 16 18 20 25 32mm
2.詳細刀桿尺寸與內孔尺寸說明 請參考銼領型錄

八、MT斜柄夾持刀桿



編號	BT	MT斜柄	價格	型式
No.4239	BT30	1 2 3	7,000	標準型
No.4239	BT40	1 2 3 4	7,000	標準型
No.4239	BT50	1 2 3 4 5	9,600	標準型

**詳細刀桿尺寸說明 請參考銼領型錄

九、精密鑽夾式夾頭



編號	BT	編碼	夾持範圍	價格
No.4240	BT30	10,030	0,5~10	31,000
No.4240	BT40	16,040	1~16	28,000
No.4240	BT50	16,050	1~16	36,000

** 詳細刀桿尺寸說明 請參考銼領型錄

十、45°拉頭



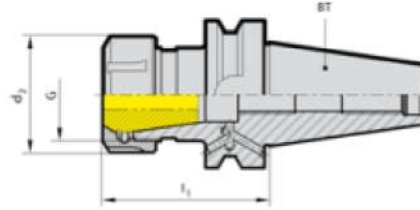
編號	BT	編碼	價格
No.4927	BT30	30,000	940
No.4927	BT40	40,000	1,300
No.4927	BT50	50,000	1,950

BT30 / 40 ER 筒夾式刀桿 (BT50 on request)

產品特性說明

- MAS/BT according to DIN ISO 7388-2 form JD/JF
- 動平衡 G 6.3 / 15,000 rpm
- coolant supply form JD/JF (BT30 JD型無側邊出水設計)
- for collet chuck holders with adjustment angle 8° to DIN ISO 15488

- 包含鎖固螺帽
- 配合筒夾 鈔領編號 4307
- 配合扳手 鈔領編號 4913
- 拉頭 鈔領編號 4927, 4928 (需額外購買)
- BT50 on request 另行報價



鈔領編號

4245



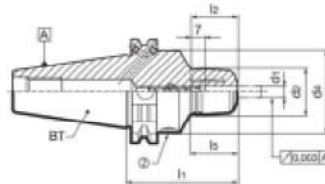
BT	夾持柄徑 d1 mm h6	d2 mm	G	l1 mm	Code no.	價格
30*	ER16 1-10	32	M22x1.5	70	16,030	5,800
30*	ER25 1-16	42	M32x1.5	70	25,030	5,800
40	ER16 1-10	32	M22x1.5	63	16,040	6,700
40	ER25 1-16	42	M32x1.5	60	25,040	6,700
40	ER32 2-20	50	M40x1.5	70	32,040	6,700
40	ER16 1-10	32	M22x1.5	160	16,140	11,900
40	ER25 1-16	42	M32x1.5	160	25,140	11,900
40	ER32 2-20	50	M40x1.5	160	32,140	11,900

BT30/40 高速加工機專用油壓刀桿 * 中心出水 轉速可達 3萬轉/分

產品特性說明

- MAS/BT according to DIN ISO 7388-2 form JD/JF (AD/B)
- BT30 in JD design without coolant supply via the collar
- balancing quality: G 2.5 / 25,000 rpm or rev. < 1 gmm
- perfect concentricity: < 3 μ m at l0xd1
- high clamping force
- quick, easy handling and precise length adjustment only possible from the front
- IC and Gührojet peripheral cooling ensure optimal chip removal and tool lubrication
- for tool shanks d1 h6
- for small clamping diameters

- incl. adjusting screw
- suitable accessories separately available:
- BT pull studs art. nr. 4927, 4928
- replacement clamping screw ② art. no. 4241
- hexagonal key ②, art. no. 4912



鈔領編號

4620



BT	夾持柄徑 d1 mm h6	d2 mm	d4 mm	l1 mm	l2 mm	l5 mm	②SW	Code no.	價格
30*	3	28	-	55	34	22.5	4	3,030	42,800
30*	4	28	-	55	34	22.5	4	4,030	42,800
30*	5	28	-	55	34	22.5	4	5,030	42,800
40	3	28	44.5	94	34	48.5	5	3,040	42,800
40	4	28	44.5	94	34	48.5	5	4,040	42,800
40	5	28	44.5	94	34	48.5	5	5,040	42,800

ER筒夾 DIN ISO 15488

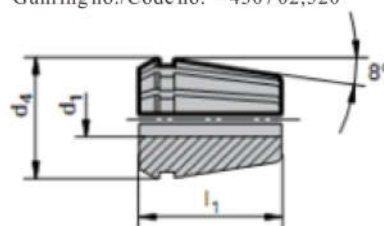
產品特性說明

•The clamping range of collet, art. no. 4307, is to be applied as indicated. For intermediate sizes as i.e. for Ø 6.3mm (nom. size ER20) order collet d1 = 7.0 mm - 6.0 mm (code no. 07.020).

•concentricity < 10 μm

Ordering example:

Ø d1 = 2.5
nom. size = ER 20
Guhring no./Code no. = 4307 02,520



d4 mm	d1 刀具夾持徑 mm	l1 mm	Code.	價格
ER11(4008E)	1.0	18.0	1,011	2,400
ER11(4008E)	1.5	18.0	1,511	2,400
ER11(4008E)	2.0	18.0	2,011	2,400
ER11(4008E)	2.5	18.0	2,511	2,400
ER11(4008E)	3.0	18.0	3,011	2,000
ER11(4008E)	4.0	18.0	4,011	2,000
ER11(4008E)	5.0	18.0	5,011	2,000
ER11(4008E)	6.0	18.0	6,011	2,000
ER11(4008E)	7.0	18.0	7,011	2,000
ER16(426E)	1.0	27.5	1,016	2,300
ER16(426E)	1.5	27.5	1,516	2,300
ER16(426E)	2.0	27.5	2,016	2,300
ER16(426E)	2.5	27.5	2,516	2,300
ER16(426E)	3.0	27.5	3,016	1,900
ER16(426E)	4.0	27.5	4,016	1,900
ER16(426E)	5.0	27.5	5,016	1,900
ER16(426E)	6.0	27.5	6,016	1,900
ER16(426E)	7.0	27.5	7,016	1,900
ER16(426E)	8.0	27.5	8,016	1,900
ER16(426E)	9.0	27.5	9,016	1,900
ER16(426E)	10.0	27.5	10,016	1,900
ER20(428E)	1.0	31.5	1,020	2,300
ER20(428E)	1.5	31.5	1,520	2,300
ER20(428E)	2.0	31.5	2,020	2,300
ER20(428E)	2.5	31.5	2,520	2,300
ER20(428E)	3.0	31.5	3,020	1,900
ER20(428E)	4.0	31.5	4,020	1,900
ER20(428E)	5.0	31.5	5,020	1,900
ER20(428E)	6.0	31.5	6,020	1,900
ER20(428E)	7.0	31.5	7,020	1,900
ER20(428E)	8.0	31.5	8,020	1,900
ER20(428E)	9.0	31.5	9,020	1,900
ER20(428E)	10.0	31.5	10,020	1,900
ER20(428E)	11.0	31.5	11,020	1,900
ER20(428E)	12.0	31.5	12,020	1,900
ER20(428E)	13.0	31.5	13,020	1,900
ER25(430E)	1.0	34.0	1,025	2,400
ER25(430E)	1.5	34.0	1,525	2,400
ER25(430E)	2.0	34.0	2,025	2,400
ER25(430E)	2.5	34.0	2,525	2,400
ER25(430E)	3.0	34.0	3,025	2,000
ER25(430E)	4.0	34.0	4,025	2,000
ER25(430E)	5.0	34.0	5,025	2,000
ER25(430E)	6.0	34.0	6,025	2,000
ER25(430E)	7.0	34.0	7,025	2,000
ER25(430E)	8.0	34.0	8,025	2,000
ER25(430E)	9.0	34.0	9,025	2,000
ER25(430E)	10.0	34.0	10,025	2,000

ER筒夾 DIN ISO 15488

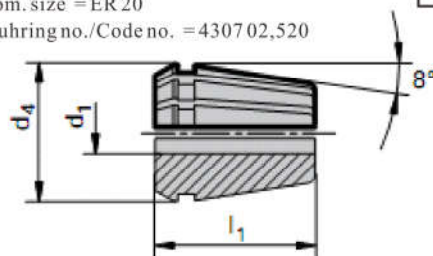
產品特性說明

•The clamping range of collet, art. no. 4307, is to be applied as indicated. For intermediate sizes as i.e. for $\varnothing 6.3$ mm (nom. size ER20) order collet $d_1 = 7.0$ mm - 6.0 mm (code no. 07.020).

*concentricity $< 10 \mu\text{m}$

Ordering example:

$\varnothing d_1 = 2.5$
nom. size = ER 20
Guhring no./Code no. = 4307 02,520

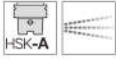


d_4 mm	d_1 刀具夾持徑 mm	l_1 mm	Code.	價格
ER25(430E)	11.0	34.0	11,025	2,000
ER25(430E)	12.0	34.0	12,025	2,000
ER25(430E)	13.0	34.0	13,025	2,000
ER25(430E)	14.0	34.0	14,025	2,000
ER25(430E)	15.0	34.0	15,025	2,000
ER25(430E)	16.0	34.0	16,025	2,000
ER32(470E)	2.0	40.0	2,032	2,700
ER32(470E)	2.5	40.0	2,532	2,700
ER32(470E)	3.0	40.0	3,032	2,300
ER32(470E)	4.0	40.0	4,032	2,300
ER32(470E)	5.0	40.0	5,032	2,300
ER32(470E)	6.0	40.0	6,032	2,300
ER32(470E)	7.0	40.0	7,032	2,300
ER32(470E)	8.0	40.0	8,032	2,300
ER32(470E)	9.0	40.0	9,032	2,300
ER32(470E)	10.0	40.0	10,032	2,300
ER32(470E)	11.0	40.0	11,032	2,300
ER32(470E)	12.0	40.0	12,032	2,300
ER32(470E)	13.0	40.0	13,032	2,300
ER32(470E)	14.0	40.0	14,032	2,300
ER32(470E)	15.0	40.0	15,032	2,300
ER32(470E)	16.0	40.0	16,032	2,300
ER32(470E)	17.0	40.0	17,032	2,300
ER32(470E)	18.0	40.0	18,032	2,300
ER32(470E)	19.0	40.0	19,032	2,300
ER32(470E)	20.0	40.0	20,032	2,300
ER40(472E)	4.0	46.0	4,040	2,600
ER40(472E)	5.0	46.0	5,040	2,600
ER40(472E)	6.0	46.0	6,040	2,600
ER40(472E)	7.0	46.0	7,040	2,600
ER40(472E)	8.0	46.0	8,040	2,600
ER40(472E)	9.0	46.0	9,040	2,600
ER40(472E)	10.0	46.0	10,040	2,600
ER40(472E)	11.0	46.0	11,040	2,600
ER40(472E)	12.0	46.0	12,040	2,600
ER40(472E)	13.0	46.0	13,040	2,600
ER40(472E)	14.0	46.0	14,040	2,600
ER40(472E)	15.0	46.0	15,040	2,600
ER40(472E)	16.0	46.0	16,040	2,600
ER40(472E)	17.0	46.0	17,040	2,600
ER40(472E)	18.0	46.0	18,040	2,600
ER40(472E)	19.0	46.0	19,040	2,600
ER40(472E)	20.0	46.0	20,040	2,600
ER40(472E)	21.0	46.0	21,040	2,600
ER40(472E)	22.0	46.0	22,040	2,600
ER40(472E)	23.0	46.0	23,040	2,600
ER40(472E)	24.0	46.0	24,040	2,600
ER40(472E)	25.0	46.0	25,040	2,600
ER40(472E)	26.0	46.0	26,040	2,600

HSK-A ER 筒夾刀桿

A22

HSK-A collet holders



Product information:

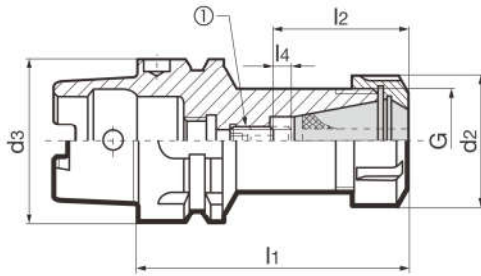
- HSK-A according to ISO 12164-1 / DIN 69893-1
- for collet chuck holders with adjustment angle 8° to DIN ISO 15488
- balancing quality: G 2.5 / 25,000 rpm or rev. < 1 gmm

Scope of delivery:

- clamping nut art. no. 4306
- adjusting screw (1) art. no. 4902

suitable accessories separately available:

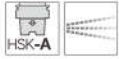
- replacement IC/ER clamping nut, art. no. 4306
- replacement adjusting screw (1), art. no. 4902
- collet art. no. 4307
- clamping key art. no. 4913
- coolant supply set art. no. 4949



									Article no.	4304	
d3	Size	f. clamp	d2	G	l1	l2	l4	①	Order no.	價格	
HSK-A 32	ER11	1.0-7.0	19	M14 X0.75	55	25	6	4902 11.012	4304 11.032	12,200	
HSK-A 32	ER16	1.0-10.0	28	M22 X1.5	80	43	6	4902 16.012	4304 16.032	12,200	
HSK-A 32	ER20	3.0-13.0	34	M25 X1.5	70	40	6	4902 16.012	4304 20.032	12,200	
HSK-A 40	ER16	1.0-10.0	28	M22 X1.5	80	34	6	4902 16.012	4304 16.040	12,200	
HSK-A 40	ER25	2.0-16.0	42	M32 X1.5	80	44	6	4902 25.014	4304 25.040	12,200	
HSK-A 40	ER32	3.0-20.0	50	M40 X1.5	100	50	10	4902 32.020	4304 32.040	12,200	
HSK-A 50	ER16	1.0-10.0	28	M22 X1.5	100	34	6	4902 16.012	4304 16.050	12,200	
HSK-A 50	ER25	2.0-16.0	42	M32 X1.5	80	44	6	4902 25.014	4304 25.050	12,200	
HSK-A 50	ER25	2.0-16.0	42	M32 X1.5	100	44	6	4902 25.014	4304 25.150	12,200	
HSK-A 50	ER32	3.0-20.0	50	M40 X1.5	100	50	10	4902 32.020	4304 32.050	12,200	
HSK-A 63	ER16	1.0-10.0	28	M22 X1.5	100	34	6	4902 16.012	4304 16.063	13,200	
HSK-A 63	ER16	1.0-10.0	28	M22 X1.5	160	34	6	4902 16.012	4304 16.163	15,300	
HSK-A 63	ER25	2.0-16.0	42	M32 X1.5	80	42	6	4902 25.014	4304 25.063	13,200	
HSK-A 63	ER25	2.0-16.0	42	M32 X1.5	100	42	6	4902 25.014	4304 25.163	14,200	
HSK-A 63	ER32	3.0-20.0	50	M40 X1.5	100	50	10	4902 32.020	4304 32.063	15,300	
HSK-A 63	ER40	3.0-26.0	63	M50 X1.5	120	56	10	4902 32.020	4304 40.063	16,200	
HSK-A 80	ER32	3.0-20.0	50	M40 X1.5	100	50	10	4902 32.020	4304 32.080	19,400	
HSK-A 80	ER32	3.0-20.0	50	M40 X1.5	160	50	10	4902 32.020	4304 32.180	20,900	
HSK-A 80	ER40	3.0-26.0	63	M50 X1.5	120	56	10	4902 32.020	4304 40.080	20,900	
HSK-A 100	ER32	3.0-20.0	50	M40 X1.5	100	50	10	4902 32.020	4304 32.100	19,400	
HSK-A 100	ER32	3.0-20.0	50	M40 X1.5	160	50	10	4902 32.020	4304 32.101	20,900	
HSK-A 100	ER40	3.0-26.0	63	M50 X1.5	120	56	10	4902 32.020	4304 40.100	20,900	

HSK-A ER 筒夾刀桿 中心出水型

HSK-A collet holders, sealed version



Product information:

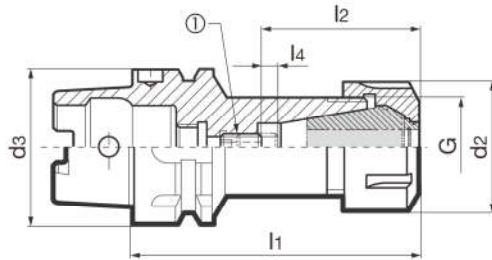
- HSK-A according to ISO 12164-1 / DIN 69893-1
- for collet chuck holders with adjustment angle 8° to DIN ISO 15488
- balancing quality: G 2.5 / 25,000 rpm or rev. < 1 gmm
- sealed, suitable for coolant pressure up to 100 bar thanks to the application of IC clamping nuts and suitable sealing disks

Scope of delivery:

- IC clamping nut, art. no. 4306
- adjusting screw (1) art. no. 4902

suitable accessories separately available:

- collet art. no. 4307
- sealing plug art. no. 4335
- clamping key art. no. 4913
- coolant supply set art. no. 4949
- replacement IC/ER clamping nut, art. no. 4306
- replacement adjusting screw (1), art. no. 4902



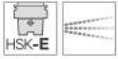
Article no.	4324
-------------	------

d3	Size	Ø-range	d2 mm	G	l1 mm	l2 mm	l4 mm	①	Orderno.	價格
HSK-A 32	ER16	0.5-10,0	28	M22 X1.5	85	39	6	4902 16.012	4324 16.032	18,900
HSK-A 32	ER20	0.5-13,0	34	M25 X1.5	75	45	6	4902 16.012	4324 20.032	18,900
HSK-A 40	ER16	0.5-10,0	28	M22 X1.5	85	39	6	4902 16.012	4324 16.040	18,900
HSK-A 40	ER25	0.5-16,0	42	M32 X1.5	85	49	6	4902 25.014	4324 25.040	18,900
HSK-A 40	ER32	1.0-20,0	50	M40 X1.5	105	55	10	4902 32.020	4324 32.040	18,900
HSK-A 50	ER16	0.5-10,0	28	M22 X1.5	105	39	6	4902 16.012	4324 16.050	18,900
HSK-A 50	ER25	0.5-16,0	42	M32 X1.5	85	49	6	4902 25.014	4324 25.050	18,900
HSK-A 50	ER25	0.5-16,0	42	M32 X1.5	105	49	6	4902 25.014	4324 25.150	18,900
HSK-A 50	ER32	1.0-20,0	50	M40 X1.5	105	55	10	4902 32.020	4324 32.050	18,900
HSK-A 63	ER16	0.5-10,0	28	M22 X1.5	105	39	6	4902 16.012	4324 16.063	18,900
HSK-A 63	ER16	0.5-10,0	28	M22 X1.5	165	39	6	4902 16.012	4324 16.163	18,900
HSK-A 63	ER25	0.5-16,0	42	M32 X1.5	85	47	6	4902 25.014	4324 25.063	18,900
HSK-A 63	ER25	0.5-16,0	42	M32 X1.5	105	47	6	4902 25.014	4324 25.163	18,900
HSK-A 63	ER32	1.0-20,0	50	M40 X1.5	105	55	10	4902 32.020	4324 32.063	18,900
HSK-A 63	ER40	3.0-26,0	63	M50 X1.5	125	61	10	4902 32.020	4324 40.063	20,300
HSK-A 80	ER32	1.0-20,0	50	M40 X1.5	105	55	10	4902 32.020	4324 32.080	24,100
HSK-A 80	ER32	1.0-20,0	50	M40 X1.5	165	55	10	4902 32.020	4324 32.180	25,200
HSK-A 80	ER40	3.0-26,0	63	M50 X1.5	125	61	10	4902 32.020	4324 40.080	25,200
HSK-A 100	ER32	1.0-20,0	50	M40 X1.5	105	55	10	4902 32.020	4324 32.100	26,900
HSK-A 100	ER32	1.0-20,0	50	M40 X1.5	165	55	10	4902 32.020	4324 32.101	28,200
HSK-A 100	ER40	3.0-26,0	63	M50 X1.5	125	61	10	4902 32.020	4324 40.100	28,300

HSK-E ER 筒夾刀桿

A24

HSK-E collet holders



Product information:

- HSK-E according to DIN 69893-5 with access hole in taper for manual tool change
- for collet chuck holders with adjustment angle 8° to DIN ISO 15488
- balancing quality: G 2.5 / 25,000 rpm or rev. < 1 gmm
- code no. 16.025 without length adjustment and central cooling
- incl. spanner flat for locking during clamping

Scope of delivery:

- clamping nut art. no. 4306
- adjusting screw (1) art. no. 4902

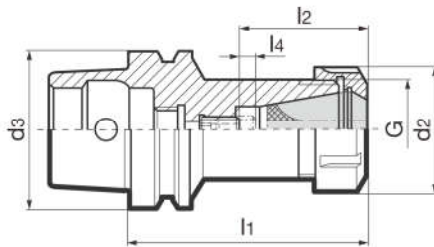
suitable accessories separately available:

- collet art. no. 4307
- clamping key art. no. 4913
- coolant supply set art. no. 4949
- replacement IC/ER clamping nut, art. no. 4306
- replacement adjusting screw (1), art. no. 4902

HSK-E 全圓無缺口型

ER 筒夾刀桿 高速加工機用

高速加工機例如：Roku Roku、YASDA



										Article no.	4397	
d3	Size	Ø-range	d2 mm	G	l1 mm	l2 mm	l4 mm	①		Order no.	價格	
HSK-E 25	ER16MINI	1.0-10.0	22	M19 x 1	43					4397 16.025	15,300	
HSK-E 32	ER16MINI	1.0-10.0	22	M19 x 1	60	34	4	4902 16.010		4397 16.032	15,300	
HSK-E 32	ER20MINI	1.0-13.0	28	M24 x 1	60	34	4	4902 16.010		4397 20.032	15,300	
HSK-E 40	ER16	1.0-10.0	28	M22 X1.5	60	32	4	4902 16.010		4397 16.040	15,300	
HSK-E 40	ER20MINI	1.0-13.0	28	M24 x 1	65	37	6	4902 16.010		4397 20.040	15,300	
HSK-E 40	ER25MINI	2.0-16.0	35	M30 x 1	80	44	8	4902 25.014		4397 25.040	15,300	
HSK-E 50	ER16	1.0-10.0	28	M22 X1.5	100	34	6	4902 16.012		4397 16.050	15,300	
HSK-E 50	ER20	1.0-13.0	34	M25 X1.5	70	38	6	4902 16.010		4397 20.050	15,300	
HSK-E 50	ER25	2.0-16.0	42	M32 X1.5	80	44	8	4902 25.014		4397 25.050	15,300	
HSK-E 50	ER32	3.0-20.0	50	M40 X1.5	100	50	10	4902 32.020		4397 32.050	15,300	
HSK-E 63	ER32	3.0-20.0	50	M40 X1.5	90	50	10	4902 25.014		4397 32.063	18,400	
HSK-E 63	ER40	4.0-26.0	63	M50 X1.5	120	56	10	4902 32.020		4397 40.063	18,400	

HSK-A 燒結式夾頭

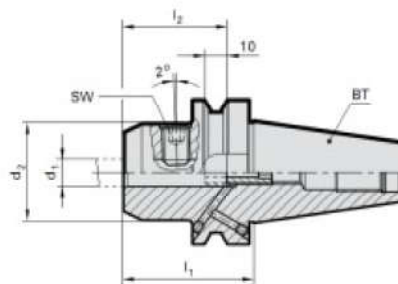
									鉗頭編號	4736	
HSK-A d ₃	夾持柄徑 d ₁ mm h6	d ₂ mm	d ₄ mm	l ₁ mm	l ₂ mm	① 調整螺絲		重量 Kg	Code.	價格	
100	6	21	27.0	200	36	4977	6,014	2.80	306,100	17,000	
100	8	21	27.0	200	36	4977	8,014	2.80	308,100	17,000	
100	10	24	32.0	200	41	4977	10,014	2.90	310,100	17,000	
100	12	24	32.0	200	46	4977	12,014	2.90	312,100	17,000	
100	14	27	34.0	200	46	4977	12,014	3.00	314,100	17,000	
100	16	27	34.0	200	49	4977	16,014	3.00	316,100	17,000	
100	18	33	42.0	200	49	4977	16,014	3.40	318,100	17,000	
100	20	33	42.0	200	51	4977	20,114	3.30	320,100	17,000	
100	25	44	53.0	200	57	4977	20,114	4.00	325,100	17,000	
100	32	44	53.0	200	61	4977	20,114	3.90	332,100	17,000	

BT40 / 50 側固式刀桿

產品特性說明

- MAS/BT to DIN ISO 7388-2 Form JD/JF
- with mounting hole DIN 1835-2, Form E „Whistle Notch“
- balancing quality: G 6.3 / 15,000 rpm
- missing dimensions according to DIN 69895
- from holder d₁ = 25 mm with 2 clamping screws, Guhring no. 4903

- incl. clamping screw Guhring no. 4903 and adjustment screw
- order pull studs, Guhring no. 4927 or 4928 separately



鉗頭編號 **4233**



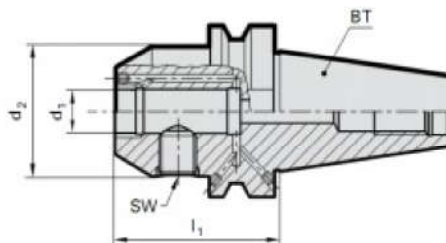
BT	夾持柄徑 d ₁ mm h6	d ₂ mm	l ₁ mm	l ₂ mm	SW	Code no.	價格
40	6	25	50	36	3	6,040	5,800
40	8	28	50	36	4	8,040	5,800
40	10	35	63	40	5	10,040	5,800
40	12	42	63	45	6	12,040	5,800
40	14	44	63	45	6	14,040	5,800
40	16	48	63	48	6	16,040	5,800
40	18	50	63	48	6	18,040	5,800
40	20	52	63	50	8	20,040	5,800
40	25	63	90	56	10	25,040	5,800
40	32	72	100	60	10	32,040	5,800
50 *	6	25	63	36	3	6,050	8,500
50 *	8	28	63	36	4	8,050	8,500
50 *	10	35	63	40	5	10,050	8,500
50 *	12	42	80	45	6	12,050	8,500
50 *	14	44	80	45	6	14,050	8,500
50 *	16	48	80	48	6	16,050	8,500
50 *	18	50	80	48	6	18,050	8,500
50 *	20	52	80	50	8	20,050	8,500
50 *	25	65	100	56	10	25,050	8,500
50 *	32	72	105	60	10	32,050	8,500

BT30 / 40 側固式中心出水刀桿 (BT50 on request)

產品特性說明

- BT30 and BT40 (order no. 4234 916.040, 4234 920.040, 4234 925.040) design JD without coolant supply via collar and without GÜHROJET
- with mounting hole DIN 1835-2, Form B "Weldon"
- balancing quality: G 6.3 / 15,000 rpm
- from holder $d_1 = 25$ mm with 2 clamping screws, Guhring no. 4903
- with coolant ducts in the clamping bore for peripheral cooling, therefore process and tool life improvement
- coolant ducts:
 $d_1 = 6 - 18$ mm with two coolant ducts
 $d_1 = 20 - 32$ mm with four coolant ducts

- incl. clamping screw Guhring no. 4903
- incl. O-ring for sealing
- order pull studs, Guhring no. 4927 or 4928 separately
- BT-50 on request



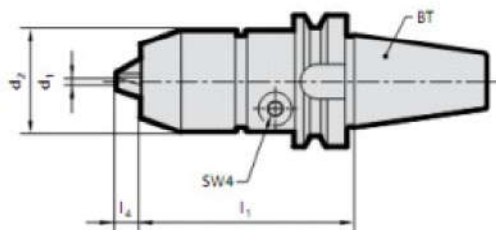
BT	夾持柄徑 d_1 mm h6	d_2 mm	l_1 mm	SW	Code no.	價格
30*	6	25	50	3	6,030	4,800
30*	8	28	50	4	8,030	4,800
30*	10	35	50	5	10,030	4,800
30*	12	42	50	6	12,030	4,800
30*	14	44	50	6	14,030	4,800
30*	16	48	63	6	16,030	4,800
30*	18	50	63	6	18,030	4,800
30*	20	52	63	8	20,030	4,800
40*	16	45	35	6	916,040	5,800
40*	20	45	35	8	920,040	5,800
40*	25	45	35	10	925,040	5,800
40	6	25	50	3	6,040	6,100
40	8	28	50	4	8,040	6,100
40	10	35	63	5	10,040	6,100
40	12	42	63	6	12,040	6,100
40	14	44	63	6	14,040	6,100
40	16	48	63	6	16,040	6,100
40	18	50	63	6	18,040	6,100
40	20	52	63	8	20,040	6,100
40	25	63	90	10	25,040	7,100
40	32	72	100	10	32,040	7,100
40	6	25	100	3	106,040	7,100
40	8	28	100	4	108,040	7,100
40	10	35	100	5	110,040	7,100
40	12	42	100	6	112,040	7,100
40	14	44	100	6	114,040	7,100
40	16	48	100	6	116,040	7,100
40	18	50	100	6	118,040	7,100
40	20	52	100	8	120,040	7,100

BT30 / 40 / 50 精密鑽夾式刀桿

產品特性說明

- MAS/BT to DIN ISO 7388-2 form JD
- balancing quality: G 2.5 / 20,000 rpm
- for clamping straight shank tools
- infinitely variable \varnothing clamping range
- high clamping force thanks to robust worm gear
- coolant pressure max. 50 bar

- order BT pull studs art. nr. 4927, 4928 separately
- order clamping key art. no. 4912 separately



鈔領編號 **4240**

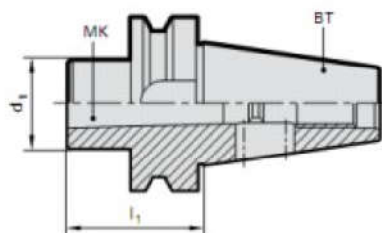


BT	夾持柄徑 d1 mm	d2 mm	l1 mm	l4 mm	Code no.	價格
30	0.5 ~ 10	45	72	9	10,030	31,000
40	1 ~ 16	50	88	12	16,040	28,000
50	1 ~ 16	50	99	12	16,050	36,000

BT30 / 40 / 50 斜柄專用刀桿

產品特性說明

- for holding Morse tapers with tang to DIN 228-1 form B
- MAS/BT to DIN ISO 7388-2 form JD
- order pull studs Guring no.4927 or 4928 separately



鈔領編號 **4239**



BT	斜柄規格 MT	d1 mm	l1 mm	Code no.	價格
30	1	25	45	1,030	7,000
30	2	32	60	2,030	7,000
30	3	40	75	3,030	7,000
40	1	25	50	1,040	7,000
40	2	32	50	2,040	7,000
40	3	40	70	3,040	7,000
40	4	48	95	4,040	7,000
50	1	25	45	1,050	9,600
50	2	32	60	2,050	9,600
50	3	40	65	3,050	9,600
50	4	48	95	4,050	9,600
50	5	63	105	5,050	9,600